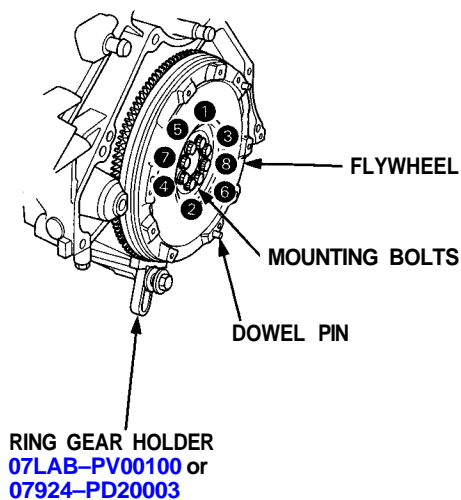


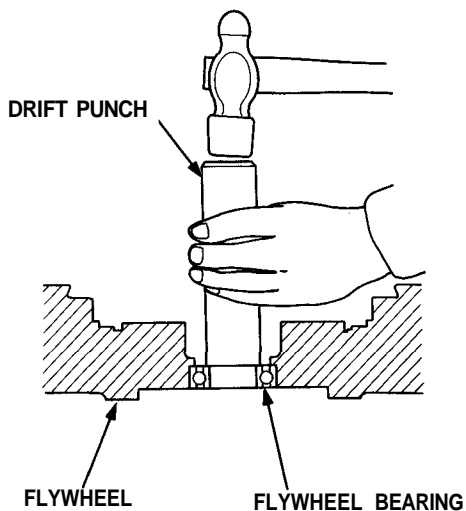
Flywheel, Flywheel Bearing

Replacement

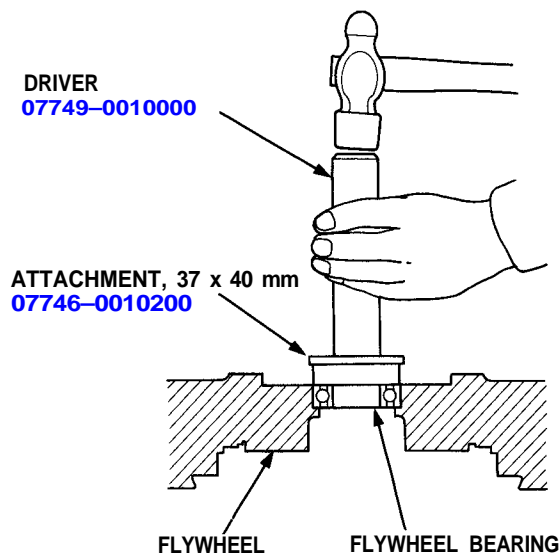
1. Remove the flywheel mounting bolts in a crisscross pattern in several steps, then remove the flywheel.



2. Remove the flywheel bearing from the flywheel.



3. Drive the new flywheel bearing into the flywheel using the special tools as shown.



4. Align the hole in the flywheel with the crankshaft dowel pin and install the flywheel. Install the bolts finger tight.
5. Install the special tool, then torque the flywheel mounting bolts in a crisscross pattern as shown.

